

Shoreline Treecare

January 17th, 2025
Friday Harbor



Friends *of the*
San Juans




A low-angle photograph of a large, gnarled tree with a person climbing its branches. The person is wearing a pink jacket and a hat. The background shows a blue sky, a lake, and mountains. A white circular graphic with a black border is overlaid on the left side of the image.

Goals



Site Planning & Development





Panoramic View

Filtered Views



Not a sweeping view

Select isolated views

Prune trees for survival



Is the view
achievable?



Tree Protection During Construction

- Stem protection
- Mulching and plywood



Overburdening

- Highly species and soil specific



Photo: Jesse Brighten,
BCMA, Arbor Dreams,
LLC





Vertical Mulching

24-30" depth
3-4" diameter

Much less time consuming



Tree Risk


On Slopes



Habitat Trees

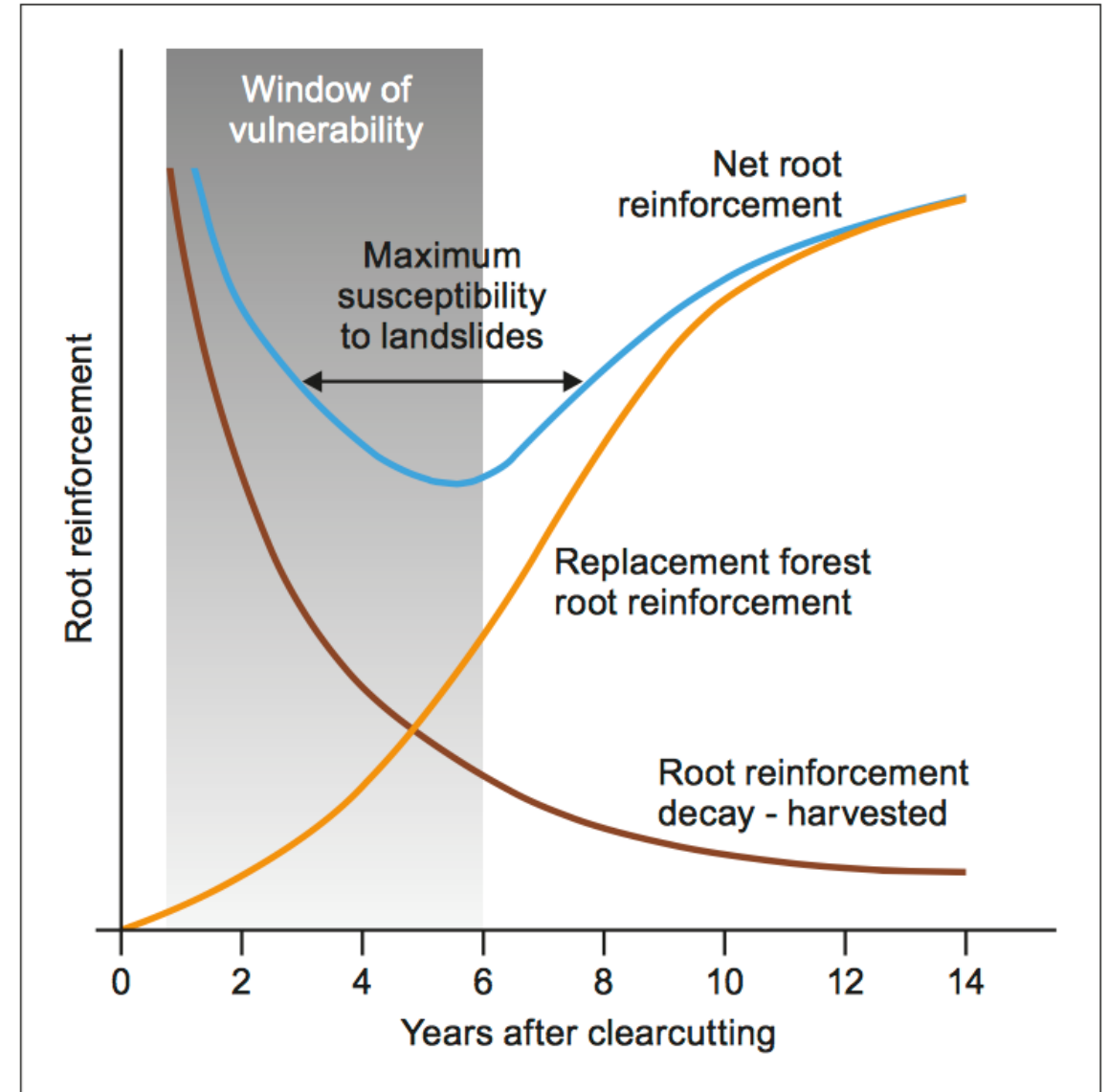
Instead of tree removal.





Considering Tree Removal

- Sidle 1991. A conceptual model of changes in root cohesion in response to vegetation management. Journal of Environmental Quality.
- Ziemer 1981. The role of vegetation in the stability of forested slopes. USFS.



A photograph taken from a balcony with a white railing. In the foreground, a large, dense evergreen tree, possibly a cedar or spruce, dominates the view. The tree's branches are thick and green. In the background, a wide body of water stretches across the middle ground, with a distant shoreline visible. To the right, a steep hillside covered in a dense forest of evergreen trees rises up. The sky is overcast with soft, grey clouds. The overall scene suggests a coastal or lakeside property with a large tree that might be a candidate for topping.

Tree Topping?

Retains most of the tree function, including habitat and most slope stability functions.

Requires annual maintenance.

Will reduce survivability and duration of tree life.



Where to put the branches and logs?


When possible, the **beach!**

Remember:


**Let Nature Be:
Healthy Beaches Need Debris**



Before



Copy Raising



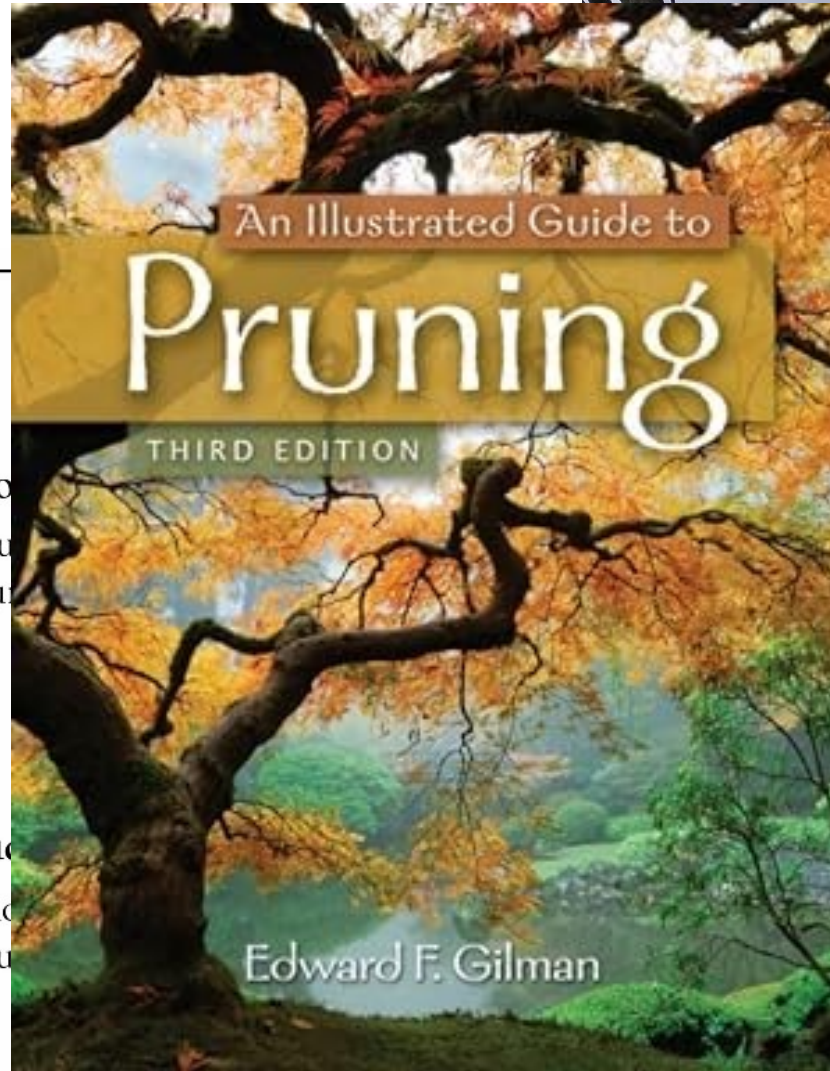
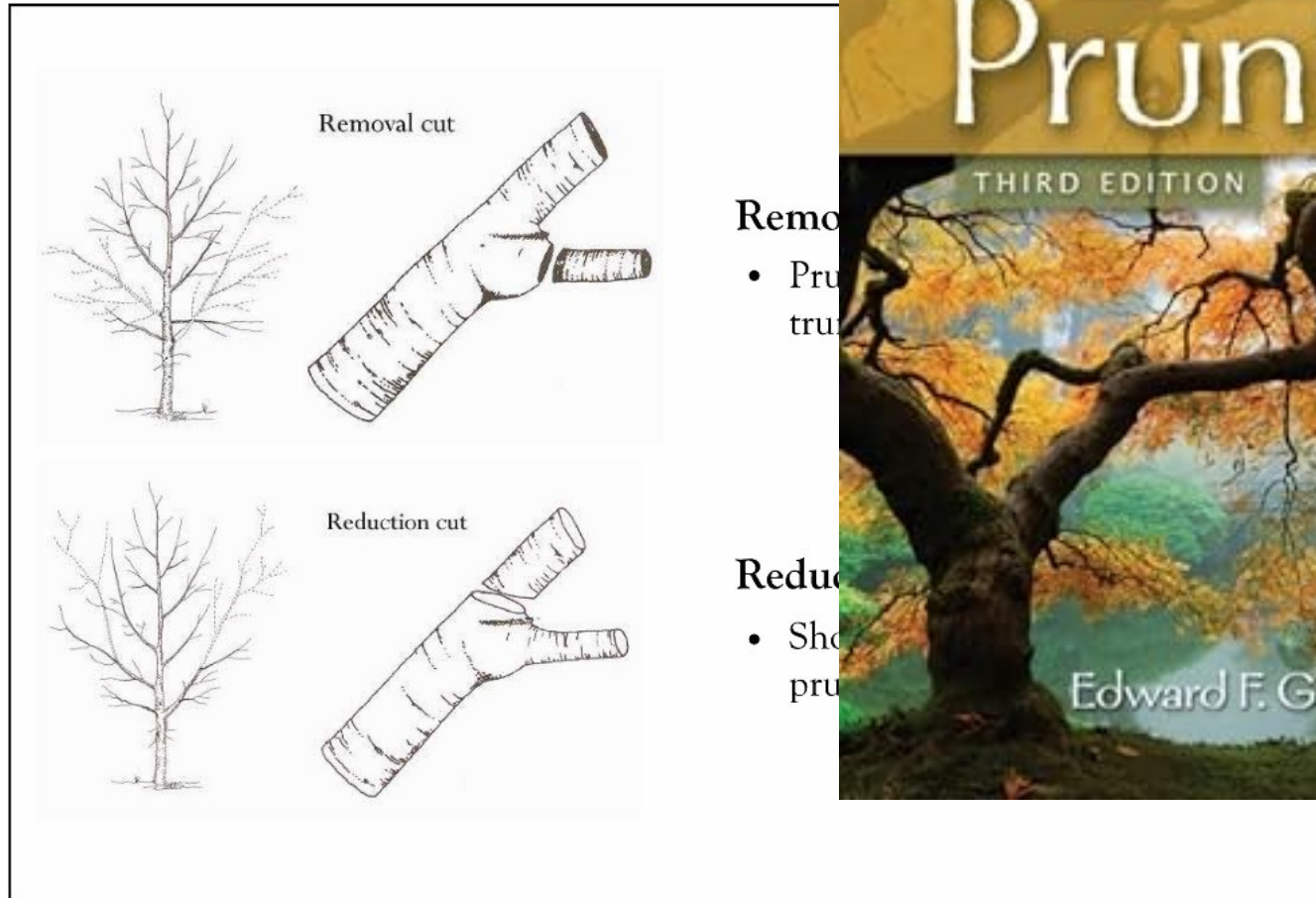


Evan Sussman, Sunshine Tree Care

Coppicing and Modified Coppicing



Crown Reduction Pruning



Evan Sussman, BCMA,
Sonshine Tree Care



Indiscriminate Tree Topping

Wind Sailing



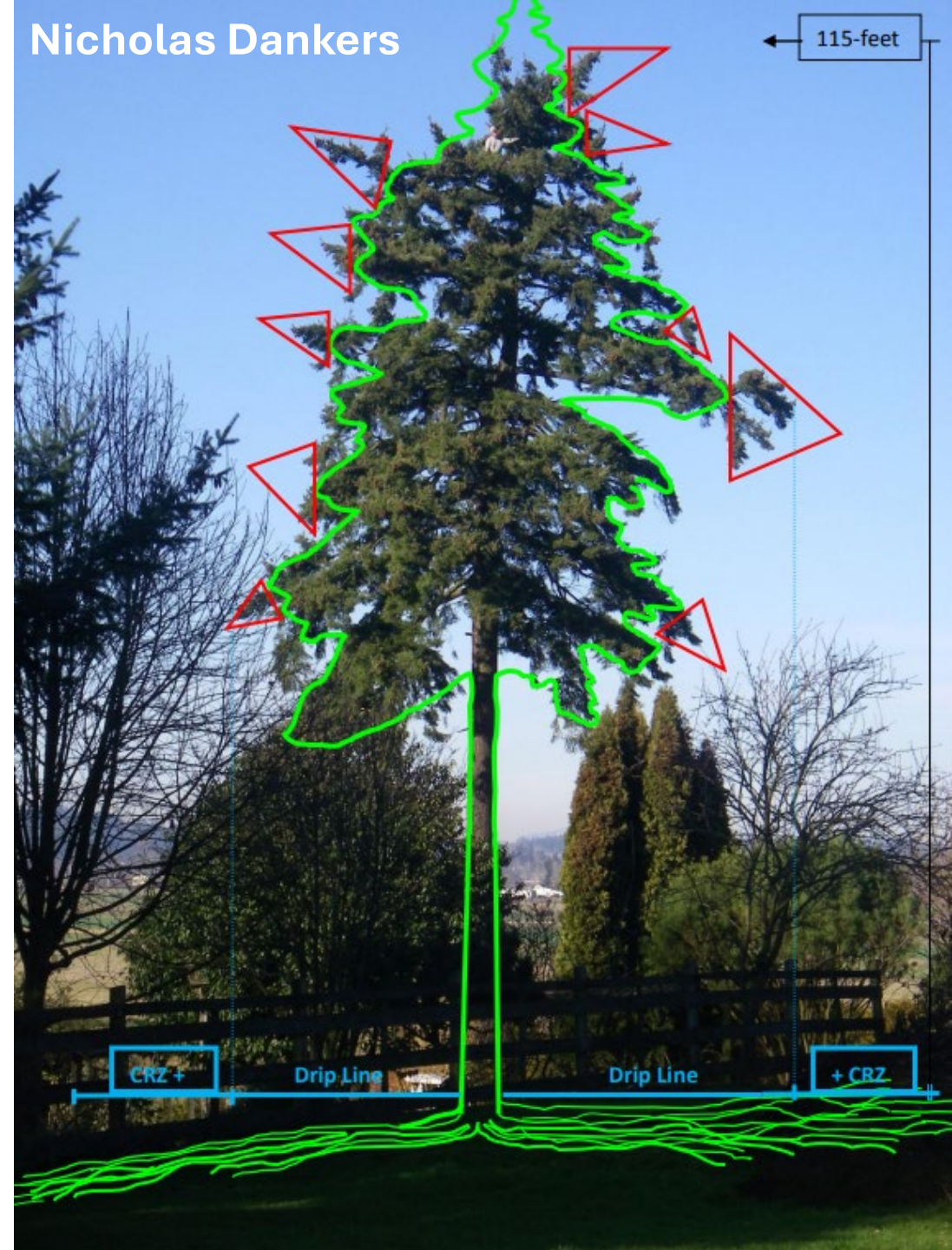
Limb Tip Reduction

- Bring canopy inwards.
- Put down the chainsaw.
- Cuts no larger than 1-2 inches.
- Many small cuts > 1 large cut.



Nicholas Dankers

← 115-feet

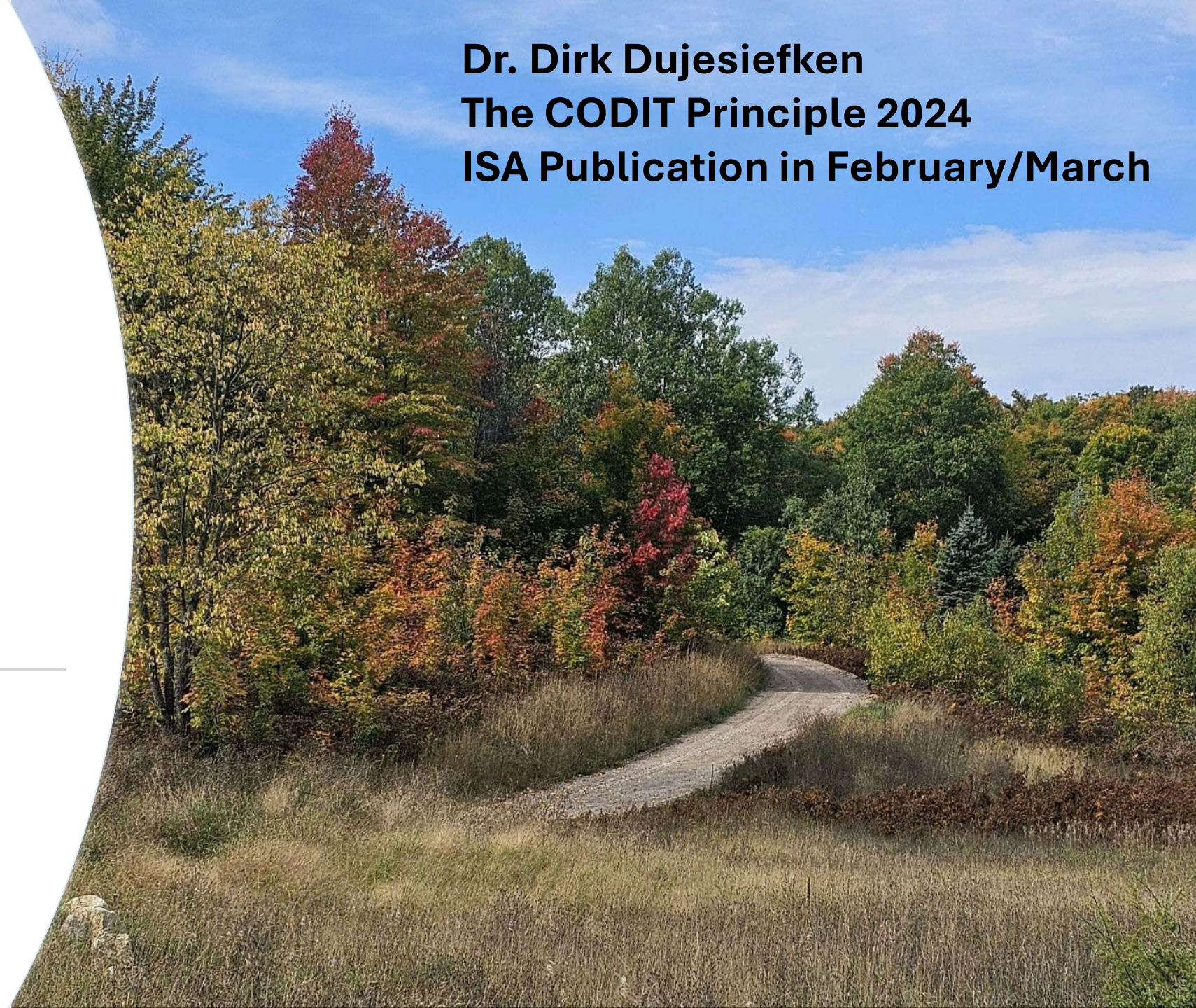


Best time of year to prune?

Summer will process CODIT quicker

Winter will help with fungal spores

Don't prune in late fall.



- **Manage and preserve existing trees. Plant a tree yesterday.**
- **Prune as little as necessary to meet your objective.**
- **Trees can have risk on slopes. Retain vertical deadwood when feasible.**
- **Move branches and logs to the beach; lay on the slope oriented downward or between trunks.**
- **Retain inner branches.**



Recap





PENINSULA
ENVIRONMENTAL

Questions?

john@peninsulaeg.com