

Arum italicum Control Methods

Zachary Mallon, Masters of Environmental Horticulture Candidate 2016
School of Environmental and Forestry Sciences, University of Washington

Background: Imported as a garden ornamental, Italian arum (*Arum italicum*) is now listed as a Class C noxious weed by the Washington State Noxious Weed Control Board. It outcompetes native groundcover in wetland and upland areas. It reproduces vegetatively through small bulbs, making control difficult.

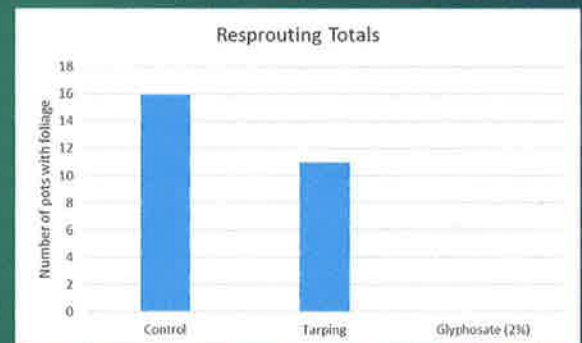
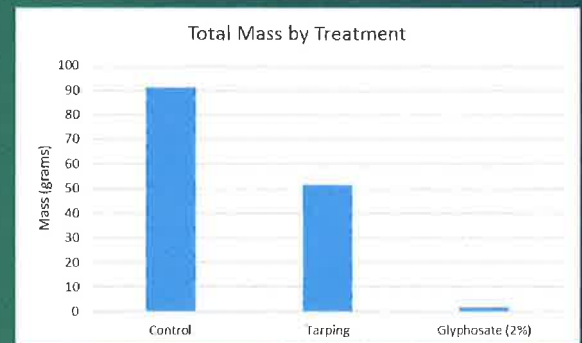

Questions

- Is glyphosate effective in controlling *A. italicum* growth or bulb size?
- Is tarping with 6 mil black plastic effective in controlling *A. italicum* growth or bulb size?

Methods: Two treatments were tested against a control population in a greenhouse setting.

1. Glyphosate (2%) in a foliar application.
2. Tarping with 6 mil black plastic.

Bulbs were planted in May 2015, treated in November of 2015, and harvested in April of 2015.



Management Recommendation

- Apply Glyphosate at 2% concentration as a foliar spray in November.

I would like to thank Dr Kern Ewing (UW), Sarah Reichard (UW) and Timothy Miller (WSU) for their continuing advice and support. For More information, please email me at zmallon1@uw.edu